



SARAH ERWIN
photography



SENIOR PORTRAITS
WHAT TO WEAR GUIDE

WELCOME



Your Senior Portrait Session promises to be an unforgettable experience, unlike any other photo shoot you've had before! It's a once-in-a-lifetime opportunity to capture this significant milestone in your life.

The outfits and accessories you choose will make a tremendous difference on the outcome of your photos! I put together this "What to Wear" guide to assist you in selecting a wardrobe that will showcase your personality and ensure you truly shine in your photos. My aim is for this resource to be a valuable tool as you get ready for your memorable day!

SHINE IN YOUR BEST!



Include at least one dressy outfit for this special occasion. Choose something extraordinary to mark this once-in-a-lifetime event! You aim to showcase your absolute best! Long flowing dresses and crisply tucked-in shirts and suits offer an elegant, classic look. High heels not only enhance your outfit but also elongate your legs for added elegance. Embracing a sophisticated style ensures you exude your finest and guarantees that your pictures remain timeless for years to come.





ADD A TRENDY OUTFIT



While dressing up is fitting, many graduates opt for a second, more casual outfit for their shoot. It's enjoyable to complement an elegant ensemble with a trendy, hip style! Choose a wardrobe that highlights your individual personality. The goal is to have fun and feel comfortable throughout the session!

WEAR COLORS THAT FLATTER YOU



It's important to select colors that look good on you. Be thoughtful about what shades go well with your skin tones, hair color, and eyes. Blue is a color that tends to look great on most people, so if you still aren't sure, I recommend going with blue!



ACCESSORIZE, ACCESSORIZE, ACCESSORIZE!



Should you wear the hat? YES!

Those leopard high-heels? 100% YES!

Layers, accessories, and textures will bring pizzazz, personality, and zest to your photos! A statement necklace or scarf adds so much dimension. Textures like sequins, furs, and sparkles can be considered “daring” or “over the top” but, in portraits, they are the terrific! Accessories make all the difference!

Jackets

Vests

Statement earrings

Suspenders

High-heels





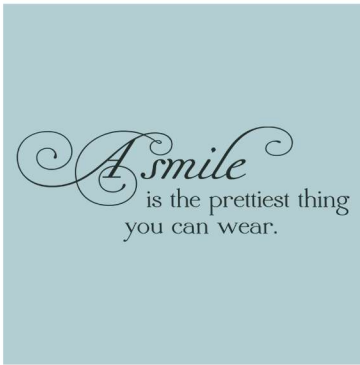
Scarves

Bowties

Special shoes or Boots

Stacked bangles

Statement Necklaces



COMPLIMENT YOUR LOCATION



Your location and wardrobe should go well with one another. This will allow your images to flow and feel more like a cohesive piece of art.






INCORPORATE HOBBIES AND PASSIONS



Senior Portraits can showcase your unique personality and passions. Add spark to your photos by including pastimes, musical instruments, sports, and even family pets!





“It’s good to have an end
to journey toward;
but it is the journey that matters,
in the end.”

-ERNEST HEMINGWAY

CONSIDER THE VARIETY OF YOUR SESSION AS A WHOLE



MIX OF CLOTHING TYPES

short dress, pants, long dress

MIX OF COLORS

brights, black and white, soft pastels

MIX OF STYLES

fun and cheerful, edgy and stylish, romantic and flirty

WHERE TO SHOP



You will want to pick something really special for your senior portraits! I have compiled a list of perfect stores, local boutiques, and online retailers that have fabulous choices for girls. From flowy dresses, to fun tops and trendy outfits, these retailers will help you take your photos to the next level! Be sure to choose outfits that are modest so that the focus stays on YOU!



Mary & Mak - Wake Forest

Selfie Leslie - www.SelfieLeslie.com

Lulus - www.Lulus.com

Dry Goods - Crabtree

Paisley Boutique - Crabtree

Pink Magnolia - Cary

Francesca's - Crabtree & Cameron Village

Altar'd State - Crabtree and Streets at

Southpoint

BE YOUR OWN KIND OF
beautiful



HAIR AND MAKEUP



I highly recommend all of my senior girls invest in professional hair and makeup if it fits within your budget. Hiring a professional stylist will make a tremendous difference in the quality of your photos. Plus, letting yourself be “pampered” will make your senior picture experience a lot more fun and remove the stress of trying to do it yourself!

If you decide to do your own makeup, I encourage going a little heavier than normal. The camera tends to “soften” the face, so going bolder will help your look stand out! This is especially important for lipstick! Go bright on the lips!

DON'T FORGET THE NAILS!

Your nails will show in some of the close-up pictures, so be sure they look their best!

FINAL THOUGHTS



There are a lot of ideas to consider when it comes to what to wear to your senior pictures! The most important thing is to choose something that makes you feel amazing! You want to showcase your very best self!

I consider it a special privilege to photograph this exceptional milestone. My goal is to make each senior session a fun, relaxed experience that you will really enjoy. Together, we will capture pictures that display your very best you. Your senior pictures will be images you will treasure for years to come!



www.saraherwinphotography.com



saraherwinphotography@gmail.com



919-909-4167

